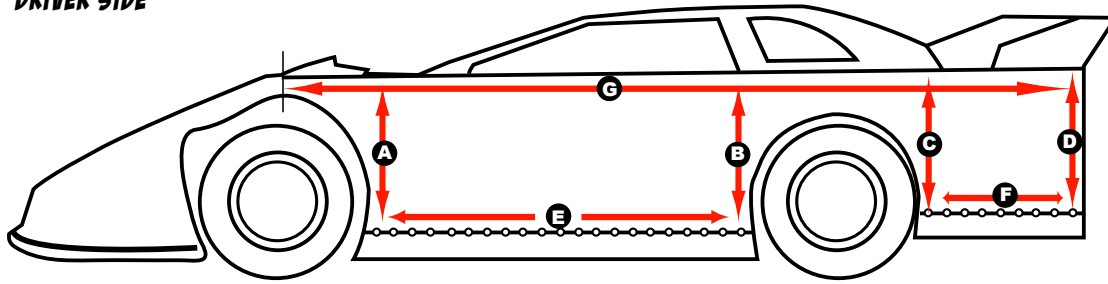


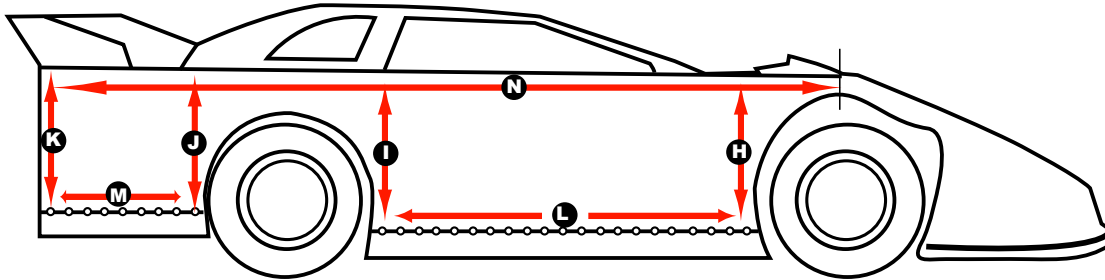
DRIVER SIDE



- A:** _____ INCHES (FRONT PART OF DOOR)
B: _____ INCHES (BACK PART OF DOOR)
C: _____ INCHES (FRONT PART OF FENDER)
D: _____ INCHES (BACK PART OF FENDER)
E: _____ INCHES (BOTTOM OF DOOR)
F: _____ INCHES (BOTTOM OF FENDER)
G: _____ INCHES (TOP OF DOOR/FENDER)

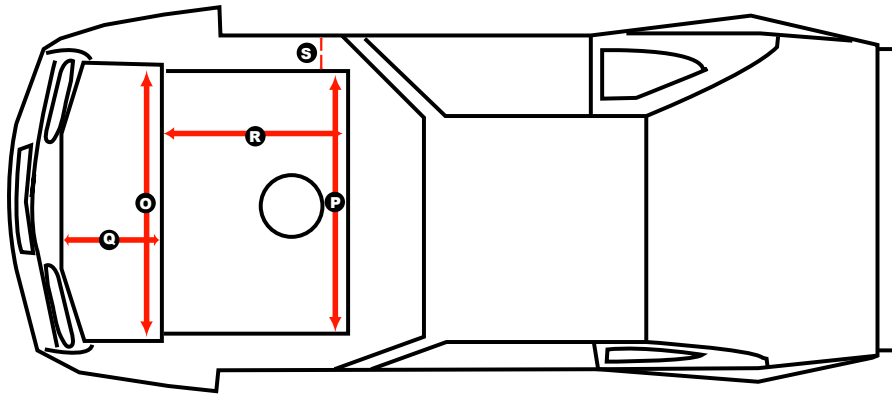
NOTE: DO NOT INCLUDE THE PLASTIC IN YOUR MEASUREMENTS.

PASSENGER SIDE



- H:** _____ INCHES (FRONT PART OF DOOR)
I: _____ INCHES (BACK PART OF DOOR)
J: _____ INCHES (FRONT PART OF FENDER)
K: _____ INCHES (BACK PART OF FENDER)
L: _____ INCHES (BOTTOM OF DOOR)
M: _____ INCHES (BOTTOM OF FENDER)
N: _____ INCHES (TOP OF DOOR/FENDER)

NOTE: DO NOT INCLUDE THE PLASTIC IN YOUR MEASUREMENTS.



- O:** _____ INCHES
P: _____ INCHES
Q: _____ INCHES
R: _____ INCHES
S: _____ INCHES

BODY MANUFACTURER: _____